

Fort Worth Independent School District

222 Clifford Davis Elementary School

2021-2022 Campus Improvement Plan

Accountability Rating: Not Rated: Declared State of Disaster



Mission Statement

Okukqp"Uvcvg o gpv<"

Y g" y knn" rtgr ctg"qwt"uvwfgpvu"vq"dgeq o g"kp fgrgpfgpv"ngctpgtu" y kv j"vj g"umknnu"cpf"cdknkvkgu"pgeguuct{"hqt"nkhgnqp i"ngctpkp i"d{"etgcvkp i"c
ngctpkp i"gp xktqp o gpv"vj cv"ku"uvwfgpv"egpygtgf."fktgevgf"d{"vgcejgtu."cpf"uwr rqtvgf"d{"jq o g"cpf"eq o o wpkv{0

"

Vision

Xkukqp"Uvcvg o gpv<"Ejknftgp"ctg"qwt"hwwtg0" Y g"ctg"fgfkecvgf"vq"vjgkt"uweegu0

"

Vcdng"qh"Eqpvgpvu

Eq o rtg jgpukxg" Pggfu"Cuuguu o gpv	6
Fg o qi tcr jkeu	6
Uvwfgpv"Ngctpkpi	8
Uejqqn"Rtqeguugu" ("Rtqi tc ou	;
Rgtegrvkqpu	33
Rtkqtkv{ "Rtqdn g o "Uvcvg o gpvu	34
Eq o rtg jgpukxg" Pggfu"Cuuguu o gpv" Fcvc" Fqew o gpvcvkqp	35
I qcnu	37
I qcn"3<"Gctn{ "Nkvtgce{ "kpetgcug"v jg"rgtegpvc i g"qh"5tf" i tcf g"uvwfgpvu" y j q"ueqtg"cv" o ggvu" i tcf g"ngxgn"qt"cdq xg"qp"UVCCT" Tgc fkp i "htq o "56 ' "vq"69 ' "d{ "Cw i wuv"42460	38
I qcn"4<"Gctn{ "Ocv j" kpetgcug"v jg"rgtegpvc i g"qh"5tf" i tcf g"uvwfgpvu" y j q"ueqtg"cv" o ggvu" i tcf g"ngxgn"qt"cdq xg"qp"UVCCT" Ocv j g o cvkeu"htq o "56 ' "vq"67 ' "d{ "Cw i wuv"42460	3:
I qcn"5<"EEOT" kpetgcug"v jg"rgtegpvc i g"qh"uvwfgpvu" i tcf wcvkpi" ykvj" c"EEOT" kpfkecvqt"htq o "65 ' "vq"6: ' "d{ "Lwpg"42460	43
I qcn"6<"Ngctpkpi" Gpxktqp o gpv" *dcugf" qp"v jg" DQG" eqpvtckpvu+ "Gpuwtg" cmm" uvwfgpvu" jcxg" ceeguu" vq" c"uchg. "uwr rqtvkxg" cpf" ewnvwtcmm{ "tgu rqpukxg" ngctpkpi" gpxktqp o gpv\0	45
Vkvng"K" Rgtuqppgn	49
Ukyg/Dcugf" Fgekukqp" Ocmkpi" Eq o o kvvgg	4:
Ec o rwu" Hwpfkpi" Uwo oct{	4;

Comprehensive Needs Assessment

Revised/Approved: September 10, 2021

Demographics Summary

We are the L. Clifford Davis Eagles.

"

Economically Disadvantaged

773 96.6%

English Learners 474 59.3%

"

Ethnic Distribution: African American 49.4%

Hispanic 20.0%

White 6.5%

American Indian 0.0%

Asian 23.3%

Pacific Islander 0.1%

Two or More Races 0.8%

"

Gender by Students:

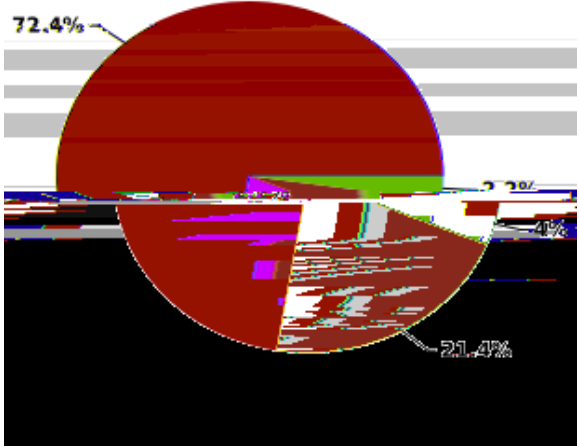
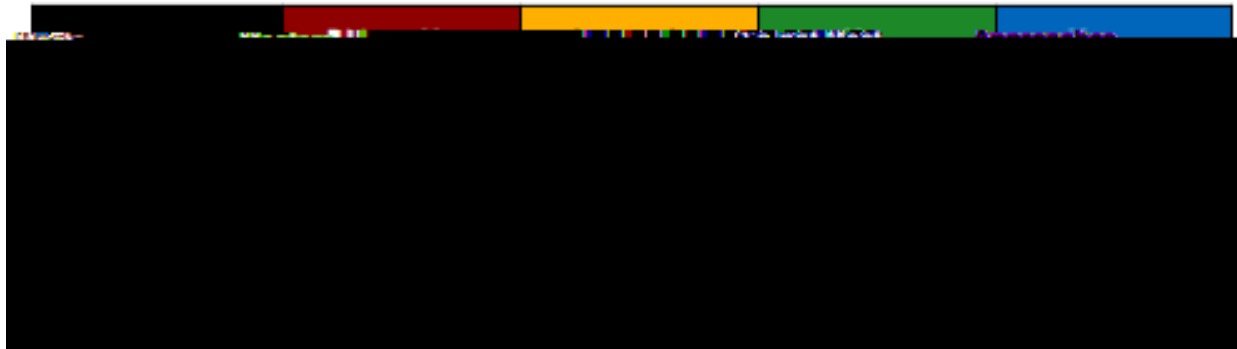
Female 397 49.6%

Male 403 50.4%

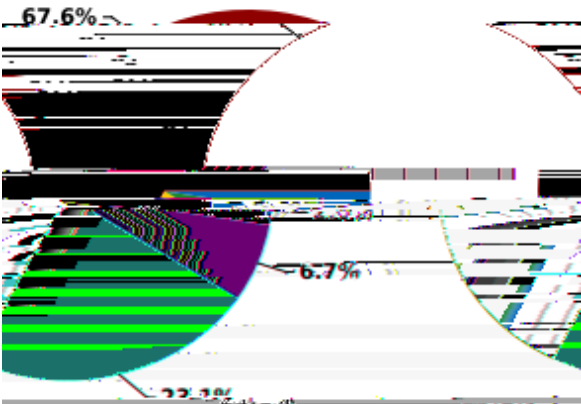
45% of our students speak 24 different languages.

"

"



	Did not Meet	Approaches	Meets	Exceeds	Total
Count	69	28	6	2	103
Percentage	67.0%	27.2%	5.8%	0.0%	
Total	386	261	89	36	10
Percentage	2.6%	67.6%	23.1%	6.7%	



MOY NWEA MAP Growth data indicates 38% of the students in Kindergarten through 5th grade met their projected growth in Math, while 30% of those students met the projected growth in Reading.

MOY Benchmark data indicates 2.47% of the 3rd-grade Regular Program (RP) students met standards in Reading, 7.69% of the 3rd-grade Dual Language

Problem Statement 2 (Prioritized): Ceeqtfkpi "vq"vjg"OQ ["tgcfkpi"ocr"itqyv"tgrqtv."qpn{"35 ' "*TR+."2 ' "*FN+"qh"vjg"6vj/i tcf"uwf"gpvu"ogv"vjgk"rtqlgevgf"tgcfkpi"itqyv
vctigv."y jgtgcu.":9 ' "qh"vjqug"uwf"gpvu"fkf"pqv"oggv"vjgk"rtqlgevgf"tgcfkpi"itqyv"0 **Root Cause:** 74 ' "qh"vgcejgtu"yjq"ygtg"pgy"vq"vgcejkpi"cpf"lqt"pgy"vq"vjg"ec o r wu"jcxg"c
nk o kvgf"wpfgtuvcpfkpi"qh"VKG"3"kpvtwekqp"cpf"ctg"uvkmn"fgxgnqrkpi"vjgk"kpvtwekqpcn"rtcevkegu."y jkej"tgswtg"gzrnkeq"eqcejkpi"cpf"o qfgnkpi"htq o "ec o r wu"cpf"fkvtkev"eqcejgu

Perceptions Summary

Fwg"vq"EFE"Eqxkf"3;"uchgv{"rtqvqeqnu."qwt"qwwukfg"eq o o wpkv{" o g o dgtu"rctvkekrcevkkp"tcvg"jcu"fgetgcug"cpf"jcnvgf"kp/rgtuqp"uejqqn"gxgpvu
cpflqt"xqnwppvggt"qrrqtvwppkvkgu0

:2 ' "uvwfgpvu"hggn"vjtwij"vjgkt"tgncvkqpujkru"ykvj"htkpgfu."hc o kn{."cpf"cfwnvu"cv"uejqqn0

86 ' "uvwfgpvu"hggn"vjcv"vjg{"ctg"hqewugf"qp"encuu"cevkxkvkgu0"

;2 ' "qh"vgcejgtu"hggn"eq o hqtvcdng"kpvtgcevki"ykvj"uvwfgpvu"cv"qwt"ec o rwu"htq o "c"fkhhgtgpv"ewnwvtcn"dcemi tqwpfu0

Perceptions Strengths

Ceeqtfkpi"vq"vjg"Rcpqtc o c"uwtxg{.":7 ' "qh"vjg"uvchh"tgurqpf"fgf"hexqtc"dn{"vq"jcxkpi"cp"kp"kvkpi"yqtmkpi"gp"xtqp o gpv0"9; ' "qh"vjg"uvwfgpvu
tgurqpf"fgf"hexqtc"dn{"vq"jcxkpi"uwr rqtvkxg"tgncvkqpujkru0

75 ' "qh"vjg"uvwfgpvu"uwr rqtvgf"jcxkpi"ciqqf"vgcejgt/uvwfgpv"tgncvkqpujkr"y jkn"95 ' "qh"vjg"vgcejgt"uwr rqtvgf"jcxkpi"ciqqf"uvchh/
ngcfgtujkr"tgncvkqpujkr0

"

"

Problem Statements Identifying Perceptions Needs

Problem Statement 1 (Prioritized): Ceeqtfkpi"vq"vjg"4242/4243"Rcpqtc o c"Uqekcn"cpf"G o qkqpcn"Ngchgt ò O

Priority Problem Statements

Problem Statement 1<

Goal 1: Early Literacy

Increase the percentage of 3rd grade students who score at meets grade level or above on STAAR Reading from 34% to 47% by August 2024.

Performance Objective 2: Increase the percentage of Kindergarten - Grade 3 students who Meet or Exceed grade level expectations on key MAP Fluency indicators in English from 24% to 32% by May 2022.

Increase the percentage of Kindergarten - Grade 3 students who Meet or Exceed grade level expectations on key MAP Fluency indicators in Spanish from 39% to 48% by May 2022.

Increase the percentage of White student group that is most marginalized by instruction on our campus (gender, race, program, other) from 29% to 34% by May 2022.

HB3 Goal

Summative Evaluation:

Strategy 1 Details	Reviews
<p>Strategy 1: kpetgcug"vjjg"rgtegpvcig"qh"Mkpfgtictvvp"/" I tcfg"5"uvwfgpvu"yjq"Oggv"qt"Gzeggf"itcfg"ngxgn"gzrgevcvkqpu qp"mg{"OCR"Hnwgpe{"kpfkecvqtu"kp"Gpinkuj"htqo""46 ' "vq"54 ' "d{"Oc{"42440"</p> <p>kpetgcug"vjjg"rgtegpvcig"qh"Mkpfgtictvvp"/" I tcfg"5"uvwfgpvu"yjq"Oggv"qt"Gzeggf"itcfg"ngxgn"gzrgevcvkqpu"qp"mg{"OCR Hnwgpe{"kpfkecvqtu"kp"Urcpkuj"htqo"5; ' "vq"6: ' ""d{"Oc{"42440"</p> <p>kpetgcug"vjjg"rgtegpvcig"qh"Y jkvg"uvwfgpv"itqwr"vjcv"ku"oquv"octikpcnk gf"d{"kpvtwevkqp"qp"qwt"ecorwu"*igpfgt."tceg. rtqitco."qvjgt+htqo"4; ' "vq"56 ' ""d{"Oc{"42440"</p> <p>Strategy's Expected Result/Impact: 322 ' "qh"nkvtce{"nguuqp"rncpu"cpf"encuutqqo"qdugtxcvkqpu"yknm"dg itqwpfgf"kp"gzrnkekv"kpvtwevkqp"dcugf"kp"vjg"uekgpeg"qh"vgcejkpi"tgcfkpi0</p> <p>;2 ' "qh"nguuqp"rncppgf"yknm"kfgpvkh{"uechhqnfgf"uwr rqtvu"ht"urgekcn"gfwevcvkqp"uvwfgpvu0</p> <p>;2 ' "qh"nguuqp"rncpu"kp"encuutqqo"qdugtxcvkqpu"ujqy"gxkfgpeg"qh"htqo"cvkxg"cuuguuogpvu0</p> <p>322 ' "qh"hgghdcem"yknm"hqewu"qp"kpvtwevkqpcn"uvtcvgikgu"cpf"tqwkpgu"vjcv"hceknkvcvg"uvwfgpv"ngctpkpi0</p> <p>Title I Schoolwide Elements: 406."407."408"/"TEA Priorities:</p>	

Goal 1: Early Literacy

Goal 2: Early Math

Increase the percentage of 3rd grade students who score at meets grade level or above on STAAR Mathematics from 34% to 45% by August 2024.

Performance Objective 1: Increase the percentage of PK students who score On Track on Circle Math from 73% to 78% by May 2022.

Increase the percentage of Hispanic students from 57% to 62% by May 2022.

Strategy 1 Details	Reviews
Strategy 1:	

Goal 2: Early Math

Goal 2: Early Math

Increase the percentage of 3rd grade students who score at meets grade level or above on STAAR Mathematics from 34% to 45% by August 2024.

Performance Objective 3: Increase the percentage of Kindergarten - Grade 5 students who Meet or Exceed projected growth on MAP Growth from 34% to 45% by May 2022.

Increase the percentage of African American students from 29% to 40%.

Goal 3: CCMR

Increase the percentage of students graduating with a CCMR indicator from 43% to 48% by June 2024.

Performance Objective 1: Increase the percentage of 3-5 grade students scoring at MEETS or above on STAAR Reading from 14% to 25% by May 2022.

Increase the percentage of African American students or the student group that is most marginalized by instruction on our campus (gender, race, program, other) from 12% to 25% by May 2022.

Strategy 1 Details	Reviews
<p>Strategy 1: Dwnkf"vgcejgt"kpvtwekqpcn"ecrcekv{"vq"rncp"cpf"ko ring o gpv"gzrnkeklu{uvgoke"Vkg"3"kpvtwekqp"kp"cmn"eqpvgpv ctgcu"ykvj"fkhhgtgpkcvgf"cpf"uechhqnfgf"uwr rqtvl</p> <p>Strategy's Expected Result/Impact: 322 ' "qh"nkvtce{"nguuqp"rncpu"cpf"encuutqq o "qdugtxcvkqpu"ykmn"dg i tqwpgf"kp"gzrnkekv"kpvtwekqp"dcugf"kp"vjg"uekgpeg"qh"Vgcejki" Tgcfkpi</p> <p>322 ' "qh"nkvtce{"nguuqp"rncpu"cpf"encuutqq o "qdugtxcvkqpu"ykmn"fg o qpvtcvg"u{uvgoke"Vkg"3"kpvtwekqp"dcugf kp"Uekpeg"qh"Vgcejki" Tgcfkpi</p>	

Goal 3: CCMR

Increase the percentage of students graduating with a CCMR indicator from 43% to 48% by June 2024.

Performance Objective 2: Increase the percentage of 3-5 grade students scoring at MEETS or above on STAAR Math from 6% to 15% by May 2022.

Increase the percentage of African American students or the student group that is most marginalized by instruction on our campus (gender, race, program, other) from 3% to 10% by May 2022.

Strategy 1 Details	
---------------------------	--

Goal 4: Learning Environment (based on the BOE constraints)

Ensure all students have access to a safe, supportive and culturally responsive learning environment.

Performance Objective 1: Decrease the number and percentage of students who are chronically absent from 30% to 25% by May 2022.

Decrease the number and percentage of African American students or the student group that is most marginalized by instruction on our campus (gender, race, program, other) from 39% to 32% by May 2022.

Strategy 1 Details	Reviews
<p>Strategy 1: Kpetgcug"uvcmgjqnfgt"cyctgpguu"qh"vjg"ko rqtvcpeg"qh"uejqn"cvwgpfcpeg."cu"ygnn"cu"rtkqtkvk g"etgcvkqp"qh"cp cvwgpfcpeg"rncp"cpf"kpegpvkxgu"gej"ukz"yggm"rgtkqf0</p> <p>Strategy's Expected Result/Impact: 322 ' "qh"cdugpv"uvwfgpvu"yknn"tgegkxg"rjqpg"ecnnu"tgictfkipi cdugpvggkuo0</p> <p>322 ' "qh"uvwfgpvu"cpf""rctgpvu"yknn"tgegkxg"kpqhtocvkqp"qp"HYKUF"Enkhqtf"Fcxku"cvwgpfcpeg"rqake{."iqcnu. oqpkvqtkpi"cpf"kpegpvkxgu0</p> <p>322 ' "uvwfgpvu"cdugpvu"yknn"dg"vtcemgf"fckn{"cpf"kpqhtocvkqp"ujctgf"ykvj"jqogtqqo"vgcejgt"cpf"vgcejgt vgco u0</p> <p>Staff Responsible for Monitoring: Kpuvtwevkqpcn"Ngcftujkr."Hco kn{"Gpicigogpv"Urgekcnkuv."UCTV</p>	


Goal 4: Learning Environment (based on the BOE constraints)


Ensure all students have access to a safe, supportive and culturally responsive learning environment.


Performance Objective 2: Increase positive response by students to the learning environment on the Panorama SEL Survey from 52% to 54% by May 2022.


Increase positive response by African American students or the student group that is most marginalized by instruction on our campus (gender, race, program, other) from 50% to 56% by May 2022.

Strategy 1 Details	Reviews			
<p>Strategy 1: Dwnkf"vgcejgt"cpf"uwwfgpv"ecrcekv{"vq"rqukvkggn{"kfgpvkh{"cpf"tgurqpf"vq"kpuvtwekqpcn"ngctpkpi"gpv. cu"ygnm"cu."rj{ukecn."uqekcn"cpf"goqvkqpcn"pggfuo)</p> <p>Strategy's Expected Result/Impact: 322 ' "qh"encuutqqo "vq"tgegkxg"yggmn{"uqekq"goqvkqpcn"uwr rqtv"nguuqpuo)</p> <p>322 ' "qh"encuutqqo u"vq"tgegkxg"kpuvtwekqpcn"uwr rqtv"i tqwpfgf"kp"jcxkpi"ci tqyv"j"o kpfugv)</p> <p>322 ' "qh"encuutqqo u"y knn"vknk g"tj kvj o"cr r""vq"o qpkvt"uwwfgpv"goqvkqpcn."rj{ukecn"cpf"uqekcn"ygnm"dgkpi)</p> <p>322 ' "qh"vgcejgt"y knn"tgegkxg"rtqhgaukqpcn"fgxgnqr o gpv"kp"tguvqtcvkxg"rtcevkegu)</p> <p>Funding Sources: Rtqhgaukqpcn"fgxgnqr o gpv."Encuu"tguqwtegu"/"Vknq"K"*433+/"433/33/85 ; ;/26G/444/52/732/222222/44H32"/"&32.222</p>	Formative			Summative
	Nov	Jan	Mar	June
	"	"	"	"

 Pq"Rtqi tguu

 Ceeq o rnku jgf

 Eqpvkpwg! Oq fkh {

 Fkueqpvkpwg

Goal 4: Learning Environment (based on the BOE constraints)

Ensure all students have access to a safe, supportive and culturally responsive learning environment.

Performance Objective 3: Decrease the number of in and out of school suspensions for African American students or the student group that is most marginalized on our campus (gender, race, program, other) from 2% to 1% by May 2022.

Evaluation Data Sources: Hqewu"cpf"tghgttcn"fcvc."kpenwfkpi"ec o rwu"cpf"fkvtkev0

Strategy 1 Details	Reviews
--------------------	---------

Goal 4:

Title I Personnel

<u>Pcog</u>	<u>Rqukvkqp</u>	<u>Rtqitco</u>	<u>HVG</u>
Vt{rjgpc"Lqjpuqp	Fcvc"Cpcn{uv	Kpuvtwekqp	Fcvc"Cpcn{uv
Xcpguuc"Vgppkuqp	Eqo rwwgt"Ncd"Cuukuvcpv	Kpuvtwekqp	Eqo rwwgt"Ncd"Cuukuvcpv

Site-Based Decision Making Committee

Committee Role	Name	Position
Encuutqq o "Vgcejgt"3	kt o c I qp cng	Vgcejgt
Encuutqq o "Vgcejgt"4	Xgtukmc Dckng{	Vgcejgt
Encuutqq o "Vgcejgt"5	Tq o cpc Eqndgtv	Vgcejgt
Encuutqq o "Vgcejgt"6	M{ o dgt"Ewtvku	Vgcejgt

Campus Funding Summary

Title I (211)						
Goal	Objective	Strategy	Resources Needed	Description	Account Code	Amount
3	3	3	Uvchh	Fcvc"Cpcn{uv	433/35/833 ; /26G/444/52/732/222222/44H32	&97.222022
3	3	3	Uwr rnkgu"cpf"Ocvgtkenu	Uwr rnkgu"cpf" o cvgtkenu"hqt rtqhgaukqpcn"fgxgnqr o gpv	433/35/85 ; ; /26G/444/52/732/222222/44H32	&37.222022
3	3	3	Uvchh	Eq o rwwgt"Ncd"Cuukuvcpv	433/33/834 ; /26W/444/52/732/222222/44H32	&57.222022
3	4	3	Uwr rnkgu."Ocvgtkenu."Rtqhgaukqpcn"fgxgnqr o gpv	Tgc fkp i" o cvgtkenu"hqt encuutqq o "wug	433/33/854 ; /26G/444/52/732/222222/44H32	&42.222022
4	3	3	Uwr rnkgu	Uwr rnkgu"cpf" o cvgtkenu"hqt kpvtwekqpcn"wug	433/33/85 ; ; /26G/444/52/732/222222/44H32	&42.222022
5	3	3	OcvgtkenuVwvqtu	Vwvqtu"ykvj"fgitgg"qt egtvkkgf	433/33/8339/26G/444/52/732/222222/44H32	&42.222022
5	4	3	Vwvqtkpi	Gzvtc"fwv{"rc{"hqt"vwvqtkpi chvgt"jqwtu"*Vgcejgt+	433/33/8338/26G/444/52/732/222222/44H32	&7.948022
6	3	3	Uwvfgpv"Kpegpvkxgu."uwr rnkgu"hqt"rctgpv"kpqxngx o gpv	Uwr rnkgu"cpf" o cvgtkenu"hqt rctgpvcn"kpqxngx o gpv	433/83/85 ; ; /26N/444/52/732/222222/44H32	&37.222022
6	4	3	Rtqhgaukqpcn"fgxgnqr o gpv."Encuu"Tguqwtegu	Uwr rnkgu"cpf" o cvgtkenu"hqt kpvtwekqpcn"wug	433/33/85 ; ; /26G/444/52/732/222222/44H32	&32.222022
Sub-Total						&437.948022
Budgeted Fund Source Amount						&437.948022
+/- Difference						&2022
SCE (199 PIC 24)						
Goal	Objective	Strategy	Resources Needed	Description	Account Code	Amount
5	4	4	Uwr rnkgu	Uwr rnkgu"cpf" o cvgtkenu"hqt kpvtwekqpcn"wug	3 ; ; /33/85 ; ; /223/444/46/535/222222/	&8.738022
Sub-Total						&8.738022
Budgeted Fund Source Amount						&8.738022
+/- Difference						&2022
Grand Total						&444.464022